

Easytop XL slanted seat valve (free flow valve) with flange connection

Instructions for Use



for drinking water installation

Model
2237.5XL

Year built:
from 04/2017

en_INT

viega

Table of contents

1	About these instructions for use	4
1.1	Target groups	4
1.2	Labelling of notes	4
1.3	About this translated version	5
2	Product information	6
2.1	Standards and regulations	6
2.2	Intended use	8
2.2.1	Areas of use	8
2.2.2	Media	8
2.3	Product description	8
2.3.1	Overview	8
2.3.2	Markings on components	9
2.3.3	Compatible components	9
2.3.4	Technical data	9
2.4	Information for use	10
2.4.1	Corrosion	10
2.5	Optional accessories	10
3	Handling	12
3.1	Assembly information	12
3.1.1	Mounting instructions	12
3.2	Assembly	12
3.2.1	Leakage test	12
3.3	Maintenance	13
3.4	Disposal	13

1 About these instructions for use

Trade mark rights exist for this document; for further information, go to viega.com/legal.

1.1 Target groups

The information in this manual is directed at heating and sanitary professionals and trained personnel.

Individuals without the abovementioned training or qualification are not permitted to mount, install and, if required, maintain this product. This restriction does not extend to possible operating instructions.

The installation of Viega products must take place in accordance with the general rules of engineering and the Viega instructions for use.

1.2 Labelling of notes

Warning and advisory texts are set aside from the remainder of the text and are labelled with the relevant pictographs.



DANGER!

This symbol warns of possible life-threatening injury.



WARNING!

This symbol warns of possible serious injury.



CAUTION!

This symbol warns of possible injury.



NOTICE!

This symbol warns of possible damage to property.



This symbol gives additional information and hints.

1.3 About this translated version

This instruction for use contains important information about the choice of product or system, assembly and commissioning as well as intended use and, if required, maintenance measures. The information about the products, their properties and application technology are based on the current standards in Europe (e. g. EN) and/or in Germany (e. g. DIN/DVGW).

Some passages in the text may refer to technical codes in Europe/Germany. These should serve as recommendations in the absence of corresponding national regulations. The relevant national laws, standards, regulations, directives and other technical provisions take priority over the German/European directives specified in this manual: The information herein is not binding for other countries and regions; as said above, they should be understood as a recommendation.

2 Product information

2.1 Standards and regulations

The following standards and regulations apply to Germany / Europe and are provided as a support feature.

Regulations from section: Fields of application

Scope / Notice	Regulations applicable in Germany
Planning, execution, operation and maintenance of potable water installations	DIN EN 806, part 1
Planning, execution, operation and maintenance of potable water installations	DIN EN 806, part 2
Planning, execution, operation and maintenance of potable water installations	DIN EN 806, part 3
Planning, execution, operation and maintenance of potable water installations	DIN EN 806, part 4
Planning, execution, operation and maintenance of potable water installations	DIN EN 806, part 5
Planning, execution, operation and maintenance of potable water installations	DIN EN 1717
Planning, execution, operation and maintenance of potable water installations	DIN 1988
Planning, execution, operation and maintenance of potable water installations	VDI/DVGW 6023
Planning, execution, operation and maintenance of potable water installations	Trinkwasserverordnung (TrinkwV)

Regulations from section: Media

Scope / Notice	Regulations applicable in Germany
Suitability for drinking water	Trinkwasserverordnung (TrinkwV)

Regulations from section: Product description

Scope / Notice	Regulations applicable in Germany
Suitability for drinking water installations	Trinkwasserverordnung (TrinkwV)
Suitability for drinking water installations	DIN 50930-6
Requirements in plastic components in drinking water installations	DVGW-Arbeitsblatt W270

Regulations from section: Overview

Scope / Notice	Regulations applicable in Germany
Compliance with the inspection requirements (fittings group I)	DIN EN 1213

Regulations from section: Corrosion

Scope / Notice	Regulations applicable in Germany
External corrosion protection	DIN EN 806-2
External corrosion protection	DIN 1988-200
External corrosion protection	DKI-Informationsdruck i. 160

Regulations from section: Leakage test

Scope / Notice	Regulations applicable in Germany
Leakage test for potable water installations	DIN EN 806, part 4
Leakage test for potable water installations	ZVSHK-Merkblatt „Dichtheitsprüfungen von Trinkwasserinstallationen mit Druckluft, Inertgas oder Wasser“

Regulations from section: Maintenance

Scope / Notice	Regulations applicable in Germany
Operation and maintenance of potable water installations	DIN EN 806-5

2.2 Intended use



Coordinate the use of the model for areas of use and media other than those described with the Viega Service Center.

2.2.1 Areas of use

Use is possible in the following areas among others:

- Drinking water installations
- Industrial units

The general rules of engineering and the applicable regulations must be observed for planning, execution, operation and maintenance potable water installations, see [☞ „Regulations from section: Fields of application“ on page 6.](#)

2.2.2 Media

The model is also suitable for the following media, amongst others:

- Drinking water without limitations acc. to the applicable directives, see [☞ „Regulations from section: Media“ on page 6](#)
- maximum chloride concentration 250 mg/l pursuant to applicable regulations, see [☞ „Regulations from section: Media“ on page 6](#)

2.3 Product description

According to the applicable regulations, Easytop system fittings can be used for all types of potable water and are DVGW certified, see [☞ „Regulations from section: Product description“ on page 7.](#) Their plastic components comply with the KTW recommendation and the requirements pursuant to the applicable regulations.

2.3.1 Overview



The Easytop system fittings comply with the test requirements specified in the applicable regulations, see [☞ „Regulations from section: Overview“ on page 7.](#)
Sound protection $L_{ap} \leq 20$ dB(A)

The model is equipped as follows:

- valve casing made of gunmetal/silicon bronze
- valve top made of gunmetal/silicon bronze (dead space free)

- dual-sided flange connection pursuant to applicable regulations, see *„Regulations from section: Overview“ on page 7*
- valve seat and valve plate unit made of stainless steel
- non-rising spindle
- position indication open/closed
- handwheel with exchangeable coloured plastic cap as media labelling
- drainage / testing plugs G ¼ for DN 50
- drainage / testing plugs G ⅜ for DN 65, 80, 100
- valve and spindle seal made of EPDM (maintenance-free)

The model is available in the following dimensions: DN 50 / 65 / 80 / 100

2.3.2 Markings on components

The model is marked as follows:

- flow direction indicator
- dimension
- DVGW writing
- position indicator below the handwheel

2.3.3 Compatible components

The model is compatible with the Profipress / Profipress XL, Sanpress / Sanpress XL and Sanpress Inox / Sanpress Inox XL system.

2.3.4 Technical data

Observe the following operating conditions for the installation of the model:

Operating temperature [T_{max}]	90 °C
Operating pressure [P_{max}]	1.6 MPa (16 bar)

The performance diagram shows the pressure losses (in hPa) in relation to the volume flow and the nominal width.

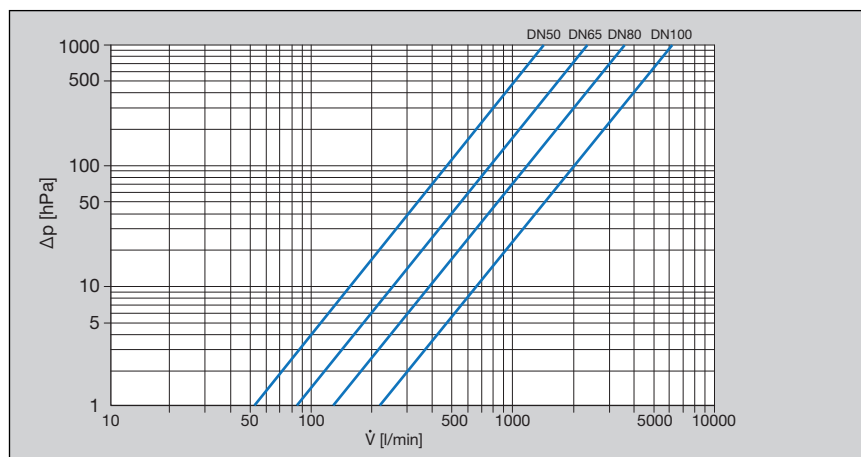


Fig. 1: Performance diagram pressure loss XL slanted seat valve flange connection

2.4 Information for use

2.4.1 Corrosion

Overground pipelines and fittings in rooms do not normally require external corrosion protection.

There are exceptions in the following cases:

- Contact with aggressive building materials such as nitrite or materials containing ammonium
- in aggressive surroundings

If external corrosion protection is required, observe the pertinent guidelines, see [☞ „Regulations from section: Corrosion“ on page 7.](#)



Easytop fittings made of gunmetal/silicon bronze are suitable for all types of potable water.

The chloride concentration in the medium must not exceed a maximum value of 250 mg/l.

This chloride is not a disinfectant, but in fact pertains to the content in sea and table salt (sodium chloride).

2.5 Optional accessories

The following optional accessories are available:

- Drainage valves
- Mounting sets
- Seals



Fig. 2: Model 2234 Easytop drainage valve with threaded connection G ¼



Fig. 3: Model 2259.7 / XL mounting set



Fig. 4: Model 2259.9 / XL seal

3 Handling

3.1 Assembly information

3.1.1 Mounting instructions

Checking system components



Do not remove the model from the packaging until immediately before use.

System components may, in some cases, become damaged through transportation and storage.

- Check all parts.
- Replace damaged components.
- Do not repair damaged components.
- Contaminated components may not be installed.

During assembly

Observe the following when mounting:

- flow direction indicator
- use suitable tools



Choose the place of installation so that the fitting is easily accessible and simple to operate.

Laying and fixing pipes

For information, refer to the instructions for use of the Profipress / Profipress XL, Sanpress / Sanpress XL and Sanpress Inox / Sanpress Inox XL systems.

Length expansion


For information, refer to the instructions for use of the Profipress / Profipress XL, Sanpress / Sanpress XL and Sanpress Inox / Sanpress Inox XL systems.

3.2 Assembly

3.2.1 Leakage test

The installer must perform a leakage test before commissioning.

Carry out this test on a system that is finished but not yet covered.

Comply with the general rules of engineering and the applicable directives, see  „Regulations from section: Leakage test“ on page 7.


Document the result.

3.3 Maintenance



NOTICE!

Inform your customer or the operator of the drinking water installation that the system has to be maintained on a regular basis.

Observe the applicable regulations for the operation and maintenance of drinking water installations, see  „Regulations from section: Maintenance“ on page 7.



Viega recommends actuating the fitting regularly and checking its function.

Replacing the valve top

If the valve top needs to be replaced, model 2237.6XL can be used.

3.4 Disposal

Separate the product and packaging materials (e. g. paper, metal, plastic or non-ferrous metals) and dispose of in accordance with valid national legal requirements.